


Explore New Trends in MCBs up to 63A



Try New Unique MCB BONEGA® P-E-P

What will you get?

Faster Assembly and Easy Maintenance

Time saving. Our research team (combined with installer and customer feedback) has incorporated many advantages to make assembling and maintenance easier and faster than ever before. For example: locking bars, avoiding an incorrect placing of a conductor, a variable input or output, a bigger locking bar, a user's inscription and more.

Guaranteed Reliability

Unique resistant construction and careful product control ensure error free function. We fully trust in our product – as we are one of the few that are able to guarantee a three-year-warranty.

Highest Quality

You will get the highest quality possible MCB. Even though it is one of the most advanced miniature circuit breaker in the world, high priced by experts (for example „Gold Amper 2005“, its very affordable.

Superior Security and Protection


Your circuits will be better protected. It's provided by a high short-circuit resistance (below 5 ms). The quicker the whole short-circuit process is finished, the less damage inflicted to the connected devices.

more at www.bonega.cz



Quick & Easy Installation

Locking Bar



When tightening the screw, this bar occurs step by step at the inlet hole and closes the space under the terminal. So it avoids the conductor to be put-in under the terminal clip where it cannot be interconnected with the inlet or outlet from the MCB.

“ A conductor will never be connected incorrectly. ”

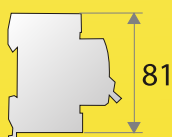
User's Inscription



Each pole is equipped with an aesthetic transparent swing cover placed above the switching-off lever. Under that cover, there is a paper two-line inscription label put into slots. It is also possible to write on the plastic surface. You can download the templates from www.bonega.cz.

“ Even if the cover plate of a switchboard has been removed, ”
you can still see which circuit is protected by the MCB.


Convenient Short Dimensions



Thanks to extraordinary short dimensions (especially height is only 81 mm), MCBs BONEGA P-E-P are classified as among the smallest MCB's over the world in the category of short-circuit resistance up to 10 kA.

“ There is more space for connecting ”
“ the conductors on the switchboard.

Two Places for Installation Labels



On each body, there are two facets, dimensions 4,8 x 17,6 x 0,5 mm, with a dovetail lock for installation labels. The places have been selected so that it would be possible to use the upper labeled facet, when the MCB is installed below the eye level; when installed above the eye level, it is suitable to use the bottom labeled facet.

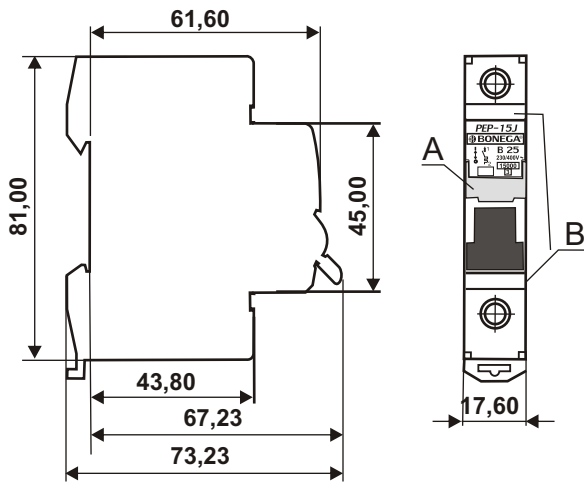
“ The installation instructions ”
“ can always be easily seen.

... and much more

MCBs BONEGA are available in B,C&D types, 1-63A and in 6,10 and 15kA

Find more hints how to make your work easier at www.bonega.cz

Technical Data of MCB BONEGA P-E-P



A - users' inscription (15,4 x 6,2 x 0,3 mm)
B - installation labels (17,6 x 4,8 x 0,5 mm)

BASIC DATA

Number of poles:	1,2,3,4,1+N,3+N
Nominal currents I_n (A):	1,2,3,4,6,10,13,16,20,25,32,40,50,63
Characteristics:	B (also L or V), 3 I_n - 5 I_n C (also U or K), 5 I_n - 10 I_n D (also M or "-----"), 10 I_n - 20 I_n
Nominal voltage:	1P ~ 230/400 V 50/60 Hz 3P ~ 400 V 50/60 Hz
Rupturing capacity:	6,000 A, 10,000 A and 15,000 A (nominal short-circuit and operational rupturing capacity)
Standard:	ČSN EN 60898
Gauging temperature:	+30 °C pursuant to CSN
Colour of levers:	a) corresponding to the colours of turn fuses b) black upon request

MOUNTING

Interconnection strips: reed and forked

Operational position: arbitrary

Fastening:

by means of a unique snap mechanism (with arrestment in final positions) the carrying DIN strip EN 50022, width 35 mm, or even onto the flat surface by means of screws

Removal from the DIN strip:

unique snap mechanism; the MCBs can be removed without necessity to dismantle the whole interconnecting strip

CONNECTION

Input terminals:

- clip terminals with locking bar
- the input and output can be interchanged
- enable more conductors as well as various interconn. strips

Type of terminal screw:

combined slotted-head screw (POZIDRIVE)

Connectability of conductors:

35 mm² solid conductor
25 mm² stranded conductor

Terminal protection: IP 20

Tightening moment for terminals: 6 Nm

OPERATION

Ambient temperature: -40 °C to + 125 °C

Max. pre-inserted fuse: 100 A gG (>10 kA)

Mechanical lifetime: >= 20,000 cycles

Electrical lifetime: >= 8,000 cycles

SAFETY

Protection: IP 20 - for a sole MCB
IP 40 - for a built-in MCB

Power limiting class: 3

Switch-off speed: under 5 ms

Technical parameters of MCBs BONEGA P-E-P are so perfect we are not afraid to publish them completely.